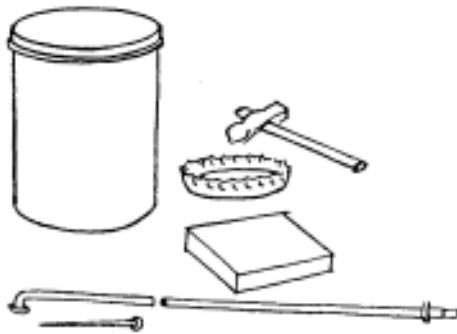
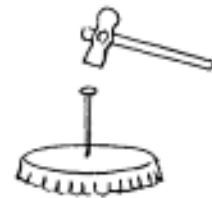


Film Bottle Rotary Pump

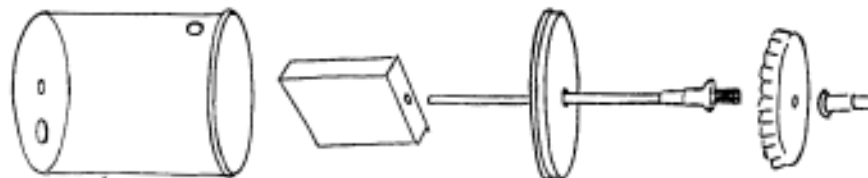
This pump is like the pump which is used to draw out water from the well. The crown cap of this pump is pressed to a cycle tyre, which rotates it fast and water gushes out.



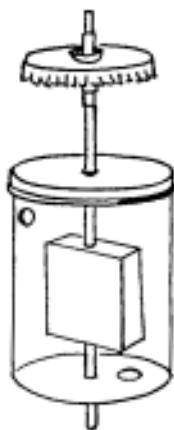
1. To make this pump you will need a film reel bottle, a bicycle spoke, a crown cap, a piece of rubber, a nail, an extra nipple nut, hammer and some simple tools.




2. With the help of a nail, hammer a small hole in the centre of the crown cap.



3. Make three holes in the film reel bottle and one in its cap as shown. Attach the rubber rotor to the spoke. The rubber rotor must move freely inside the bottle cylinder. Fix the soda water bottle, crown cap tightly between the nipple nuts of the spoke.



4. This is complete assembly of the film bottle rotary pump.



5. Keep the pump in an inclined position in a bowl of water, such that its inlet and outlet ports are diametrically opposite. Ask someone to put the cycle on the stand and crank the pedal. Press the crown cap of the pump to the rotating rubber tyre. The rotor inside the pump will rotate very fast and water will gush forth with great force.